



Pavers and Retaining Blocks (S.A.)

“Your Environment Improvers”

*Manufacturers of hand made cast stone
pavers, capping, walling blocks.
A division of Mulga Products® (S.A.)*

Office - 1300 366 419 Fax. (08) 8522 4401
E-Mail:- ken@harringtonassociates.com.au Web:- mulgaproducts.com.au

Depot:- ‘Mulga Hill’, Lot 7 Barossa Hwy, Kalbeeba, 5118 Mail:- P.O.Box 446, Gawler 5118
ABN. 19521718680 Bld. Lic. RI 26980

Pavers & Blocks

Hand Made Stone

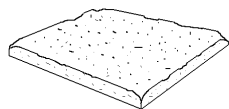
1st July 2011

We take pride in our handmade product range. However as a handmade product some slight variation in size and colour may occur, this is part of the natural character of the product.

Feature Inset Paving Selection

Colour	Units / sq. m.	Weight/ unit(kg)	Weight / sq. m.(kg)	Sq. m / Pallet	<u>Retail incl. GST</u>
--------	-------------------	---------------------	------------------------	-------------------	--------------------------------

Cobble Stone



200 x 170 x 50

(20 different distinctive textures)	29.41	3.5	102.93	15	\$6.20 ea	
Basalt						
Blue stone						
Sand stone						
Weathered Sandstone						
Iron stone						
Dark Iron stone						
Silt stone						
Rose stone						
Lime stone						
(For Basalt (black) add \$6—per sq. m.)						

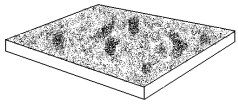
Feature Inset Paving Selection

Colour Units / Weight/ Weight / Sq. m /
sq. m. unit(kg) sq. m.(kg) Pallet

Retail incl. GST

Classic Stone 200

Stone Finish (20 different pronounced course stone textures)

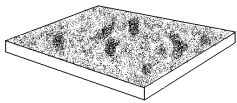


29.41 2.5 73.52 21

\$6.40 ea



200 x 170 x 40



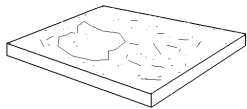
29.41 3.5 102.93 15

\$7.04 ea



200 x 170 x 50

Sed. Stone Finish (50 different distinctive slate textures)

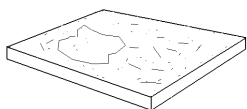


29.41 2.75 80.88 19

\$6.40 ea



200 x 170 x 40



29.41 3.5 102.93 15

\$7.04 ea



200 x 170 x 50

Paving Selection

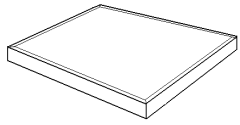
Colour

Units / Weight/ Weight / Sq. m /
sq. m. unit(kg) sq. m.(kg) Pallet

Retail incl. GST

Classic Stone 300

Smooth Finish



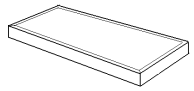
300 x 300 x 40

Basalt 11.11 8.0 88.88 18
Blue stone
Sand stone
Weathered Sandstone
Pink Dolomite
Iron stone
Dark Iron stone
Silt stone 22.22 4.0 88.88 18
Rose stone
Lime stone

\$5.61 ea

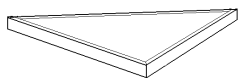


\$62.33/m2



150 x 300 x 40

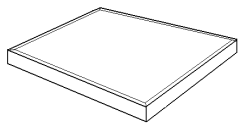
\$3.51 ea



300 x 300 x 40 Tri

22.22 4.0 88.88 18

\$4.21 ea



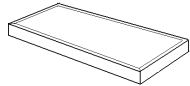
300 x 300 x 50

11.11 10.75 119.43 13

\$5.95 ea



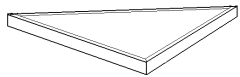
\$66.10/m



150 x 300 x 50

22.22 5.4 119.43 13

\$3.72 ea

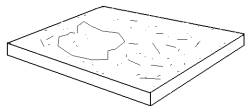


300 x 300 x 50 Tri

22.22 5.4 119.43 13

\$4.47 ea

Sed. Stone Finish (30 different distinctive slate textures)



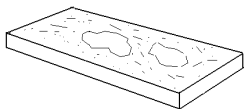
300 x 300 x 40

11.11 7.5 83.32 19

\$9.06



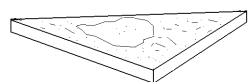
\$100.66/m2



150 x 300 x 40

22.22 3.75 83.32 19

\$5.66 ea



300 x 300 x 40 Tri

22.22 3.75 83.32 19

\$6.80 ea

Paving Selection

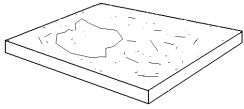
Colour

Units / Weight/ Weight / Sq. m /
sq. m. unit(kg) sq. m.(kg) Pallet

Retail incl. GST

Classic Stone 300

Sed. Stone Finish (30 different distinctive slate textures)



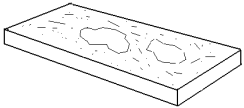
300 x 300 x 50

11.11 9.5 105.55 15

\$9.97



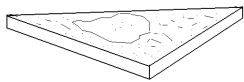
\$110.77/m2



150 x 300 x 50

22.22 4.75 105.55 15

\$6.23 ea



300 x 300 x 50 Tri

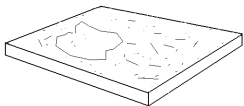
22.22 4.75 105.55 15

\$7.48 ea

NEW

Classic Stone 400

Sed. Stone Finish (25 different distinctive slate textures)



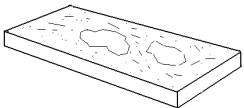
400 x 400 x 40

6.25

\$13.97



\$87.31/m2

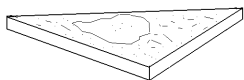


200 x 400 x 40

12.5

11

\$8.73 ea



400 x 400 x 40 Tri

12.5

11

\$10.48 ea

Paving Selection

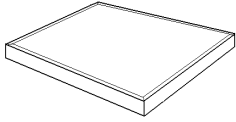
Colour

Units / Weight/ Weight / Sq. m /
sq. m. unit(kg) sq. m.(kg) Pallet

Retail incl. GST

Classic Stone 500

Smooth Finish



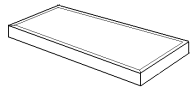
500 x 500 x 50

Basalt 4 28.5 114 10
Blue stone
Sand stone
Weathered Sandstone
Pink Dolomite
Iron stone
Dark Iron stone
Silt stone
Rose stone
Lime stone 8 14.5 114 10

\$15.96 ea

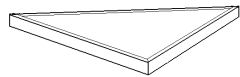


\$63.84/m2



250 x 500 x 50

\$9.98 ea



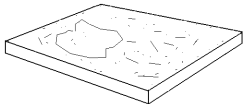
500 x 500 x 50 Tri

8 14.5 114 10

\$11.97 ea

Classic Stone 500

Sed. Stone Finish (15 different distinctive slate textures)



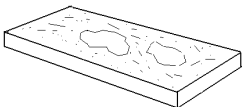
500 x 500 x 50

4 27 108 11

\$19.42



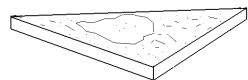
\$77.68/m2



250 x 500 x 50

8 13.5 108 11

\$12.14 ea



500 x 500 x 50 Tri

8 13.5 108 11

\$14.57 ea

(For Basalt (black) add \$6—per sq. m.)

Paving Selection

Colour

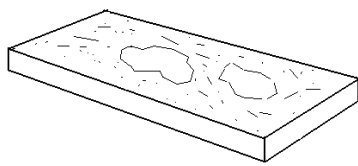
Units / Weight/ Weight / Sq. m /
sq. m. unit(kg) sq. m.(kg) Pallet

Retail incl. GST



Kendon Village Stone™

Sed. Stone Finish (40 different distinctive slate textures)



600 x 400 x 40 **A**

Random Selection Only covers 3.6 sq. m. area

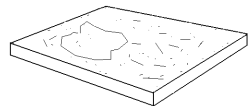
\$97.77/m2



4.16

11

\$18.62 ea

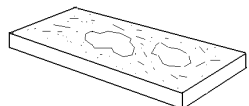


400 x 400 x 40 **B**

6.25

11

\$13.97 ea



200 x 400 x 40 **C**

12.5

11

\$8.73 ea

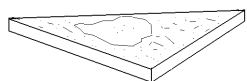


200 x 200 x 40 **D**

25

11

\$4.50 ea



400 x 400 x 40 **Tri**

12.5

11

\$10.48 ea

3.6 sq. m.

(2) **A**

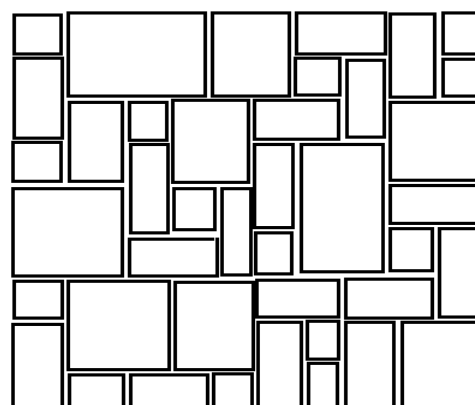
(6) **B**

(18) **C**

(14) **D**

1.8 metre

2 metre



Step Blocks

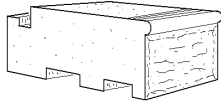
Colour	Units / L. M.	Weight/ unit(kg)	Weight / L. M.(kg)	L. M / Pallet
--------	------------------	---------------------	-----------------------	------------------

Gammon™

Step Block


(solid, rock faced
step block)

440 x 150 x 250



Basalt
Blue stone
Sand stone
Weathered Sandstone

Pink Dolomite	4	44	176	9
Iron stone				
Dark Iron stone				
Silt stone				
Rose stone				
Lime stone				

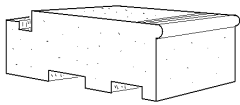
\$26.30 ea 

Kimberley™


Step Block

(solid, smooth faced
bevel edge step block)

440 x 150 x 250



	4	44	176	9
--	---	----	-----	---

\$26.30 ea 

(For Basalt (black) add \$5—per block.)

Retaining Wall Selection

Colour Units / Weight/ Weight / Sq. m / Retail incl. GST
 sq. m. unit(kg) sq. m.(kg) Pallet

Gammon

Random Block Wall – 150, 150V, 300, 450 \$378--/m2

Retaining Wall System™

(hollow, single rock face, interlocking block)

Basalt

Blue stone

Sand stone

Weathered Sandstone

Pink Dolomite

Iron stone

Dark Iron stone

Silt stone

Rose stone

Lime stone

300 Block Wall – 300 only

450 Block Wall – 450 only

\$347--/m2

\$293--/m2

Block Size

L x D x W

150 x 150 x 250

300 x 150 x 250

450 x 150 x 250

150V x 300 x 250

Speciality Blocks - Unit Price Only

300E x 150 x 250

450EC x 150 x 250

Wall Capper **300** x 40 x 300

Step Block **440** x 150 x 250

44.4

7.5

333

4.5

\$12.51 ea

22.22

15

333.3

4.5

\$15.63 ea

14.8

25

370

4

\$19.75 ea

22.22

16.5

366.6

4

\$15.63 ea

22.22

16.5

366.6

4

\$15.63 ea

14.8

\$19.75 ea

3.3 L.M. 7

23.1/L.M.

65 L.M.

\$6.50 ea

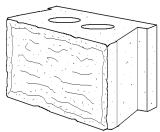
4 L.M. 44

176/L.M.

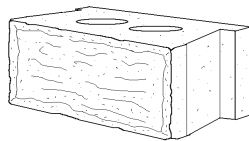
9 L.M.

\$26.30 ea

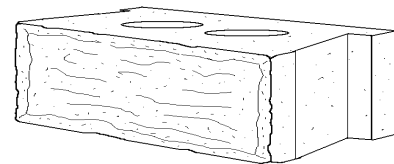
(For Basalt (black) add \$20—per sq. m.)



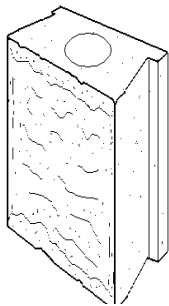
150



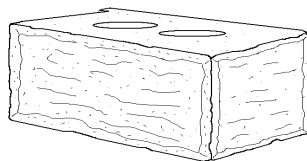
300



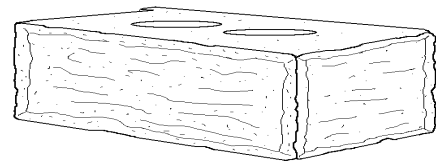
450



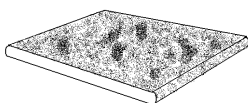
150V



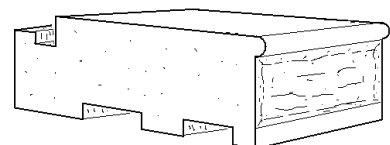
300E
End
Left or Right



450EC
End / Corner
Left or Right



300
Wall Capper



Step
Block

Retaining Wall Selection

Colour Units / Weight/ Weight / Sq. m /
 sq. m. unit(kg) sq. m.(kg) Pallet Retail incl. GST

Kimberley

Retaining Wall System™

(hollow, smooth face
 bevel edge
 interlocking block)

Block Size L x D x W

Block Size	Colour	Units / sq. m.	Weight unit(kg)	Weight sq. m.(kg)	Sq. m / Pallet	Price
150 x 150 x 250	Basalt	44.4	9	400	3.5	\$12.51 ea
300 x 150 x 250	Blue stone	22.22	19	422.18	3.5	\$15.63ea
450 x 150 x 250	Sand stone	14.8	28.5	421.8	3.5	\$19.75 ea
<i>Speciality Blocks - Unit Price Only</i>						
300E x 150 x 250	Weathered Sandstone	22.22	20	444.4	3.5	\$15.63ea
450EC x 150 x 250	Pink Dolomite	14.8	30	444	3.5	\$19.75ea
D/S Quad Capper 300 x 40 x 300	Iron stone	3.3 L.M.	8	26.4/L.M.	60 L.M.	\$6.50 ea
Quad End Capper 300 x 40 x 300	Dark Iron stone	--	7.75	--	--	\$6.50 ea
Step Block 440 x 150 x 250	Silt stone	4 L.M.	44	176/L.M.	9 L.M.	\$26.30 ea
	Rose stone					
	Lime stone					

Random Block Wall – 150, 300, 450

\$378--/m2

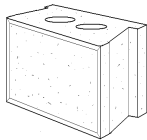
300 Block Wall – 300 only

\$347--/m2

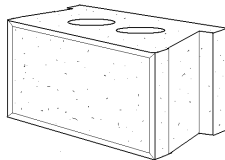
450 Block Wall – 450 only

\$293--/m2

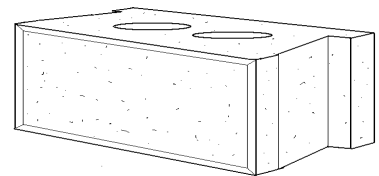
(For Basalt (black) add \$20—per sq. m.)



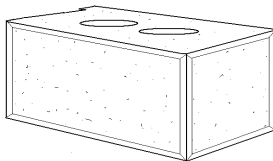
150



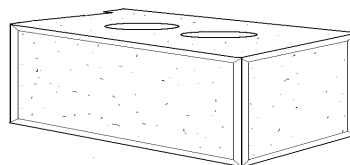
300



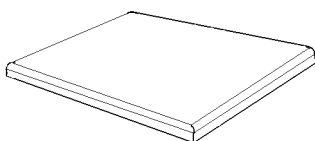
450



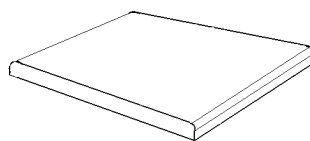
300E
 End
 Left or Right



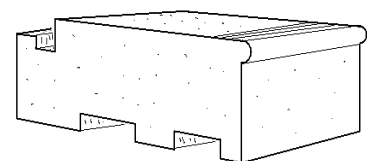
450EC
 End / Corner
 Left or Right



End Quad Capper



Double Sided
 Quad Capper



Step
 Block

Feature Garden Wall Selection

Colour Units / Weight/ Weight / Sq. m / Retail incl. GST
 sq. m. unit(kg) sq. m.(kg) Pallet

Gawler

Random Block Wall – 150, 150V, 300, 450 \$454--/m2

Free Standing Garden Wall System™

(hollow, double sided
rock face block
Must be bonded)

Basalt

Blue stone

Sand stone

Weathered Sandstone

Pink Dolomite

Iron stone

Dark Ironstone

Silt stone

Rose stone

Lime stone

300 Block Wall – 300 only

\$416--/m2

450 Block Wall – 450 only

\$352--/m2

Block Size

L x H x W

150 x 150 x 300

300 x 150 x 300

450 x 150 x 300

150V x 300 x 300

Speciality Blocks - Unit Price Only

300C x 150 x 300

300E x 150 x 300

450EC x 150 x 300

Flat - Wall Capper **300 x 40 x 300**

Curved – Wall Capper **300 x 150 x 300**

44.4

22.22

14.8

22.22

22.22

22.22

14.8 30 444 3.5

3.3 L.M.

3.3 L.M.

\$15.01 ea

\$18.76 ea

\$ 23.70 ea

\$18.76 ea

\$18.76 ea

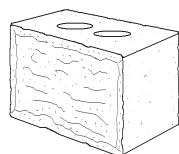
\$18.76 ea

\$19.75 ea

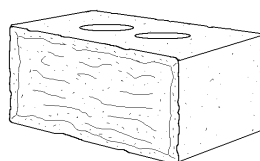
\$6.50 ea

\$19.50 ea

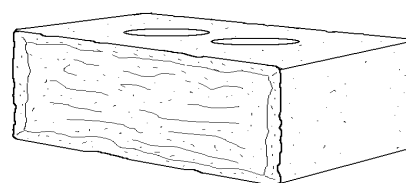
(For Basalt (black) add \$20—per sq. m.)



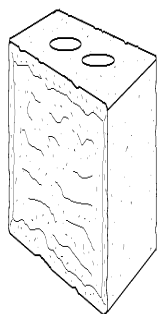
150



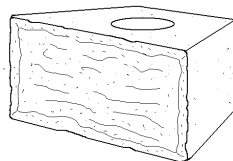
300



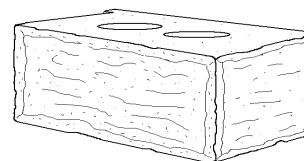
450



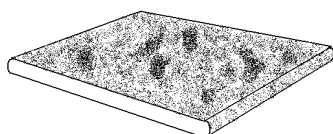
150V
Vertical



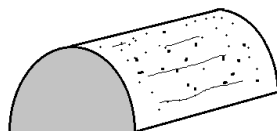
300C
External Curve



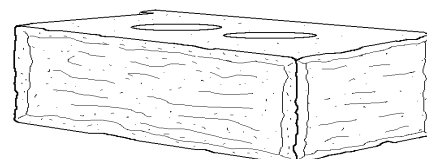
300E
End - Left or Right



FC300
Flat Capper



CC300
Curved Capper



450EC
End / Corner
Left or Right

Feature Pillar Selection

Gawler

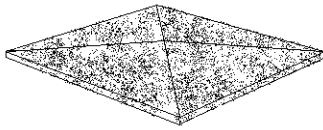
Free Standing Stack Pillar System™

(Must be core filled or bonded)

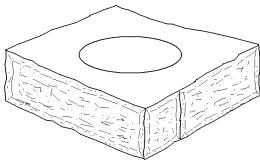
Weight/
unit(kg.)

Retail incl. GST

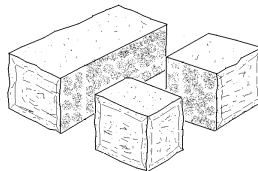
Block Size	H x D x W		Weight/ unit(kg.)	Retail incl. GST
Pillar Capper	50-100 x 500 x 500	GSP-PC	43	\$26.70 ea
Stack Pillar Block	150 x 450 x 450	GSP-W	50	\$44.18 ea
Stack Pillar – Mulga Fence Rail Block	150 x 450 x 200	GSP-S	40	\$41.20 ea
Stack Pillar – Mulga Fence Rail Corner Block		GSP-C	43	\$41.75 ea
Stack Pillar – Mulga Fence Rail 3 Way Block		GSP-3W	33	\$41.75 ea
Stack Pillar – Mulga Fence Rail End Block		GSP-E	46	\$41.75 ea
Stack Pillar Mail Box Block	160 x 450 x 110 (2)	GSP-M	41	\$80.80 complete



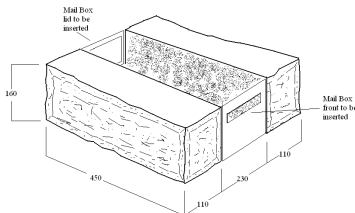
Pillar Capper
GSP-PC



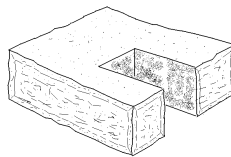
Stack Pillar Block
GSP-W



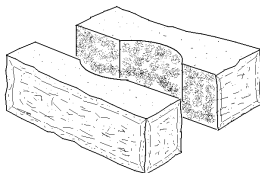
Mulga Fence Rail 3 Way Block
GSP-3W



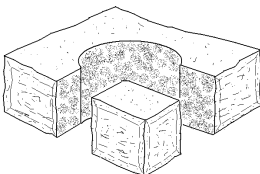
Mail Box Blocks including inserts
GSP-M



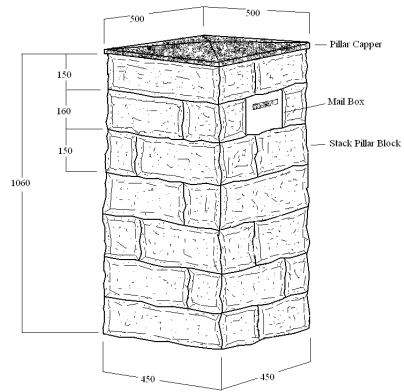
Mulga Fence Rail End Block
GSP-E



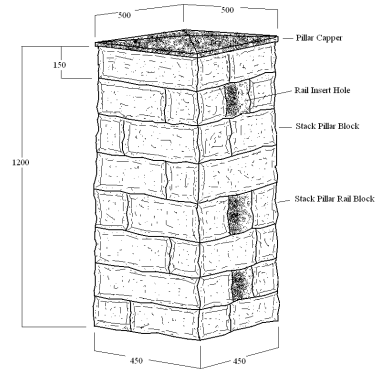
Mulga Fence Straight Rail Hole Block
GSP-S



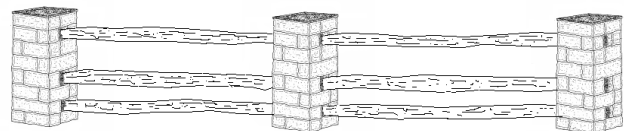
Mulga Fence Rail Corner Hole Block
GSP-C



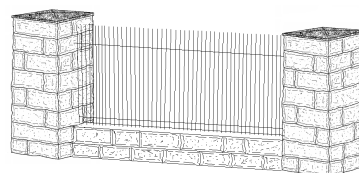
Mail Box Pillar



Mulga Fence Rail Pillar



Mulga Fence Rails and Gawler Stack Pillar



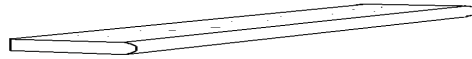
Gawler Stack Pillar and Wall Blocks with wrought iron fence

Capping / Edging

Colour	Units / L. M.	Weight/ unit (kg)	L. M./ Pallet	<u>Retail incl. GST</u>
--------	------------------	----------------------	------------------	-------------------------

Bullnose Capping

Basalt
 Blue stone
 Sand stone
 Weathered Sandstone *single side*
 Pink Dolomite
 Iron stone
 Dark Iron stone
 Silt stone
 Rose stone
 Lime stone





double sided



Size

L x W x H

Smooth Finish

1000 x 200 x 50	1			\$29.10 ea	
1000 x 250 x 50	1			\$30.10 ea	
1000 x 300 x 50	1			\$31.10 ea	
1000 x 350 x 50	1	37		\$32.10 ea	
1000 x 400 x 50	1			\$33.10 ea	

Sed. Stone Finish (a distinctive slate texture)

1000 x 200 x 50	1			\$35.50 ea	
1000 x 250 x 50	1			\$36.50 ea	
1000 x 300 x 50	1			\$37.50 ea	
1000 x 350 x 50	1	37		\$38.50 ea	
1000 x 400 x 50	1			\$39.50 ea	

O.G. Capping



single side





double sided

Size

L x W x H

Smooth Finish

1000 x 200 x 50	1			\$29.10 ea	
1000 x 250 x 50	1			\$30.10 ea	
1000 x 300 x 50	1			\$31.10 ea	
1000 x 350 x 50	1	37		\$32.10 ea	
1000 x 400 x 50	1			\$33.10 ea	

Capping / Edging

Colour

Units / Weight/
L. M. unit (kg)

L. M./
Pallet

Retail incl. GST



Square Edge Capping





Size

L x W x H

Smooth Finish

1000 x 200 x 50	1		\$29.10 ea	
1000 x 250 x 50	1		\$30.10 ea	
1000 x 300 x 50	1		\$31.10 ea	
1000 x 350 x 50	1	37	\$32.10 ea	
1000 x 400 x 50	1		\$33.10 ea	

Sed. Stone Finish (a distinctive slate texture)

1000 x 200 x 50	1		\$35.50 ea	
1000 x 250 x 50	1		\$36.50 ea	
1000 x 300 x 50	1		\$37.50 ea	
1000 x 350 x 50	1	37	\$38.50 ea	
1000 x 400 x 50	1		\$39.50 ea	